







Welcome to the
2020-2021
School Year



Welcome to Mr. Castillo's Classroom!



6th Grade
Math and Science



Meet the teacher: Mr. Castillo

About Me



My name is Alberto Castillo. I was born in San Diego and was raised in Barrio Sherman. I attended Sherman Elementary, Roosevelt Jr. High and San Diego High. I have been at Memorial for the past 24 years. This is my community, and I have dedicated my life so that I can make a difference. I believe that all students have the ability to learn. I believe in leaving no stone unturned, therefore, I believe in giving my students 100% of my heart and knowledge so they can have a fruitful life. I have high expectations and believe that with hard work and "Ganas," my students will succeed!

My Favorites




- **Food - Mexican, all day!**
- **Drink - Water**
- **Candy - Pica Pepino**
- **Hobby - Mountain Biking**
- **Book - The House on Mango Street**

You should know



- **I believe that hard work pays off.**
- **You can succeed in life if you take a risk.**
- **It's OK to make Mistakes!**
- **Mistakes are forgivable, if one has the courage to admit them.**



Establish Norms

Why

- Norms govern how individuals in the group interact with one another and delineate what will be tolerated and what will not.

Figure 2.1 Peer-to-Peer Learning Norms

| |
|---|
| Be open to spend the time it takes to learn. |
| Be adaptable to your learning and the learning of others. |
| Create safe space. |
| Embrace that learning is food for the mind. |
| Transform learning into action. |
| Understand that learning is a process that requires patience with self and others. |

Favorite Quotes

*“If you **love** life, don’t waste time, for time is what life is made up of.”*

— Bruce Lee

“You must be shapeless, formless, like water. When you pour water in a cup, it becomes the cup. When you pour water in a bottle, it becomes the bottle. When you pour water in a teapot, it becomes the teapot. Water can drip and it can crash. Become like water my friend. “

— Bruce Lee



7:00-8:00



- Wake up and get ready
- Brush your teeth
 - Shower
 - Dress appropriately for school
 - Eat breakfast

8:00-8:20

- Getting ready for school
- Computer is plugged in
 - Get all materials ready
 - Check work area: is it ready?

8:20-8:30

- Set the environment for learning
- Turn on the computer
 - Turn off television, music
 - Light: open the blinds or turn on a light



8:25




- Log In
- LMS:
 - Google Classroom
 - See Saw
 - Get Zoom ready
 - ID and password

8:30


- Bell Rings!
- Log in
 - Sit up
 - Greet your classmates
 - Read the class schedule




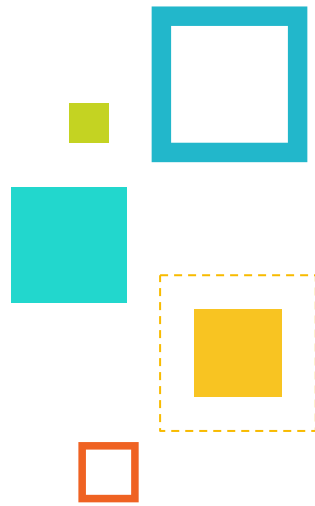


| | |
|-----------|--|
| 7:00-8:00 | Wake up and get ready <ul style="list-style-type: none">● Shower● Dress appropriately for school● Eat Breakfast● Brush your teeth |
| 8:00-8:20 | Getting ready for school <ul style="list-style-type: none">● Computer plugged in● Get my materials ready (books, instrument)● Is my work space ready? (PE, desk)● |
| 8:20-8:30 | <ul style="list-style-type: none">● Turn on your computer● Turn off television, music, phone |
| 8:25 | <ul style="list-style-type: none">● Log in to<ul style="list-style-type: none">○ LMS○ Zoom: ID and password |
| 8:30 | Bell Rings- Log in <ul style="list-style-type: none">● "Start Video" |





Distance Learning Expectations


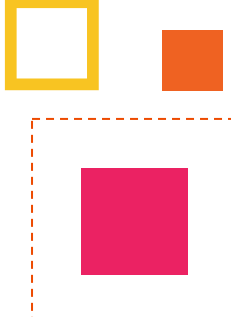


What you should do to be the best student you can be.



Getting Ready for your class


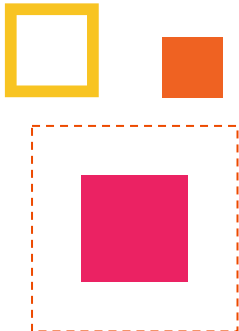


- **Make sure you have completed all work so you'll be ready to learn!**
 - **Think about your learning goals !**
 - **Work with your family to find a quiet space that won't disturb other people in your house and won't distract you from learning!**
 - **Prepare you learning space. Make sure you have a clear workspace to write and store your materials.**
 - **If there is anything you don't want to see in the camera, move them out of the range of the camera**
 - **Check your lighting and put your first and last name on the screen.**
- 
- 



During Class Meetings



- Ask questions if you don't understand the lesson or what you are learning!
 - Listen carefully, listen to learn!
 - Use the reaction buttons to let your classmates you agree or disagree and give them a thumbs up or a round of applause to encourage them!
 - Use the hand raising button. This helps us know when you have something important to say.
 - When you are not speaking, mute your microphone. It helps other people hear.
 - If you have a smartphone, shut it down so you aren't distracted.
- 
- 

At the Close of the Class

- Review the goals that you set for today. Did you achieve them?
- Ask questions so you fully understand what you learned today
- Make sure you know how to use the different programs that we will be using to learn math and science.



Classroom Agreements




○○○

-


○○○

-

**Blue Class
Agreements**



Classroom Agreements



**Gold Class
Agreements**






Google Classroom

All of you were sent an invitation to Google Classroom. Log into your Google Classroom and leave a message to make sure you are logged in.

The Zoom meeting class ID is: **984 5378 1076**
The Password is: **eagles**

For the first week, all classes will have the same zoom meeting ID and password.

The Class will begin at 9:





Identify expectations for synchronous distance learning


Were this students ready to learn?



→ **CREATE A WORKSPACE**

| | | |
|--|---|--|
|  <p>#1 Choose one spot that will be your "SCHOOL"</p> |  <p>#2 Make sure it is quiet, or use noise cancelling headphones.</p> |  <p>#3 Make sure it is well lit.</p> |
|--|---|--|


CREATED USING POWTOON







Identify expectations for synchronous distance learning

How did these students get ready for school?





Identify expectations for synchronous distance learning



Are you ready to LEARN?

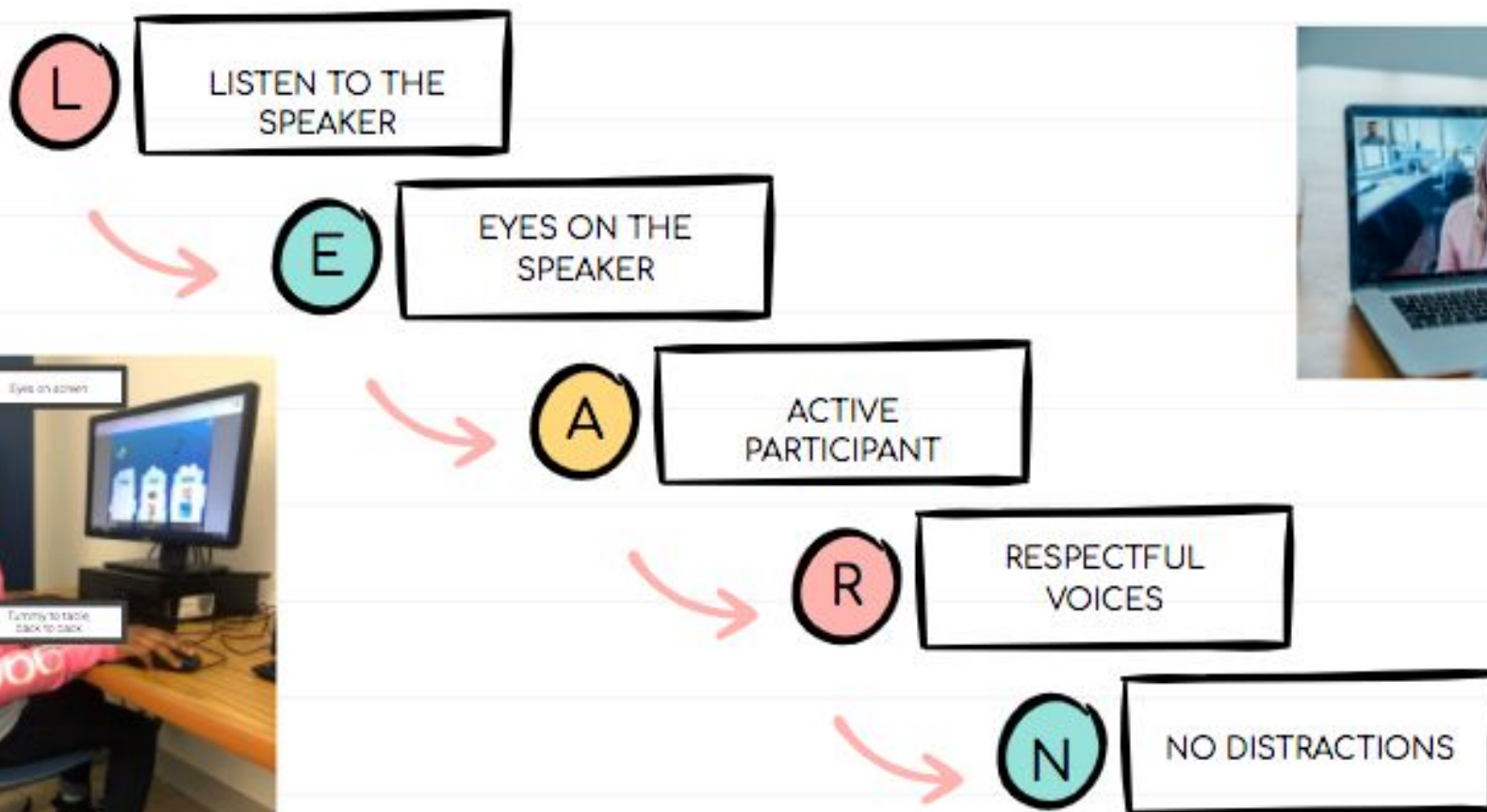







Figure 2.2 Video Chat Expectations for Younger Students

| Video Chats | | | |
|--------------------------|---|---|---|
| Movement M | Sit at computer | Sit with phone or tablet | Body calm |
| |  <small>iStock.com/Courtney Hale</small> |  <small>iStock.com/hedgehog94</small> |  <small>iStock.com/PeopleImages</small> |
| Activity A | Video chat | Eyes watching | Ears listening |
| |  <small>iStock.com/Aleutie</small> |  <small>iStock.com/OcusFocus</small> |  <small>iStock.com/andy_Q</small> |
| Conversation C | Voice level 0 while mic is muted | Raise hand to speak | |
| |  <small>iStock.com/Sergey Nazarov</small> |  <small>iStock.com/max-kegfire</small> | |

RULES for Hangout Meeting

| | | |
|--|---|---|
|  Be on time! |  Be prepared! |  An adult needs to be present. |
|  Meet from kitchen or living room. |  Turn on video. |  Mute yourself until it is your turn to talk. |

RULES for Zoom Meetings

| | | |
|---|---|---|
| |  Sit up in a chair, facing the screen. | |
|  Zoom from a quiet spot. (away from tv, younger siblings, pets, etc.) |  Raise your hand to speak. |  Be prepared with your materials. |



Zoom Features



React

Tell your teammates you agree with what they said or like their idea.



Raise Hand

Have something to say or a question to ask? Raise your hand!



Chat

Ask questions without disrupting the speaker or submit answers.








Share Screen

See your teacher's screen, and share drawings or writing with whiteboard.

Daily Schedule

2019-2020

| Time | Activity |
|------|----------|
| | |
| | |
| | |
| | |
| | |
| | |
| | |
| | |
| | |
| | |

| | |
|---|--------|
|  ELA | [Text] |
|  Math | [Text] |
|  Science | [Text] |
|  Social Studies | [Text] |
|  Writing | [Text] |

Today's Announcements:

[Text]



Lesson #1 Intro to "Romeo & Juliet"

Date: Thurs., April 30

Learning Target

I will be able to explain to my partner some benefits of studying Shakespeare in our modern day (SL4).

Do Now Bellringer

1. In your notes write today's date & respond to the following question: Why do you think we study Shakespeare?

Reminders
Bring your iPad to class every day!
Act 1 Test on Thurs., May 5

This is just the example slide!

Today's Agenda

- Watch "[Hip-Hop & Shakespeare?](#)"
 - Take Notes in GC
- Mini-Bio of Shakespeare
- The Globe Theatre London Tour
- [Globe Theatre Virtual Tour Prezi](#)
- Exit Question:** What do you hope to learn in this unit?



Good Morning
1st & 2nd Hour

TODAY'S DATE

August 18, 2020

TODAY'S AGENDA

Type Agenda Here

REMINDERS

Type Reminders Here

Class Meeting Dates and Times

| Monday | Tuesday | Wednesday | Thursday | Friday |
|-----------------------------------|-------------------------------------|-------------------------------------|-------------------------------------|-------------------------------------|
| August 31 Studio 1 only | September 1 Studio 3 only | September 2 Studio 2 only | September 3 Studio 4 only | September 4 Studio 1 only |

| | | | | |
|---|---|---|---|---|
| September 7 Labor Day Holiday! | September 8 (B) Studio 3 & 4 | September 9 (A) Studio 1 & 2 | September 10 (B) Studio 3 & 4 | September 11 (A) Studio 1 & 2 |
| September 14 (A) Studio 1 & 2 | September 15 (B) Studio 3 & 4 | September 16 (A) Studio 1 & 2 | September 17 (B) Studio 3 & 4 | September 18 (B) Studio 3 & 4 |
| September 21 (A) Studio 1 & 2 | September 22 (B) Studio 3 & 4 | September 23 (A) Studio 1 & 2 | September 24 (B) Studio 3 & 4 | September 25 (A) Studio 1 & 2 |
| September 28 (A) Studio 1 & 2 | September 29 (B) Studio 3 & 4 | September 30 (A) Studio 1 & 2 | October 1 (B) Studio 3 & 4 | October 2 (B) Studio 3 & 4 |

The Zoom Meeting ID and password will change after the first week and will be posted on Google Classroom



LOGAN MEMORIAL EDUCATIONAL CAMPUS

CLASS SCHEDULE

GRADES 6-8TH

| | MONDAY A Day | TUESDAY B Day | WEDNESDAY A Day | THURSDAY B Day | FRIDAY A Day/B Day |
|-------------|-----------------|------------------|--------------------|-------------------|-----------------------|
| 8:00-8:35 | Passing Period | Passing Period | Passing Period | Passing Period | Passing Period |
| 8:35-10:00 | Studio 1 | Studio 3 | Studio 1 | Studio 3 | Studio 1/Studio 3 |
| 10:00-10:10 | Passing Period | Passing Period | Passing Period | Passing Period | Passing Period |
| 10:10-11:35 | Studio 2 | Studio 4 | Studio 2 | Studio 4 | Studio 2/Studio 4 |
| 11:35-12:05 | Lunch | Lunch | Lunch | Lunch | Lunch |
| 12:05-3:05 | School Work* | School Work* | School Work* | School Work* | School Work* |

Fridays

A Day
Weeks 1, 3, 5, 7, 9

B Day
Weeks 2, 4, 6, 8, 10



* School Work: Asynchronous
(off-screen) completion of
assignments

A Day

B Day

| | | | |
|-----------------|---------------|-----------------|---------------|
| 8:30 - 10:00 | 10:10 - 11:35 | 8:35 - 10:00 | 10:10 - 11:35 |
| Studio 1 | Studio 2 | Studio 3 | Studio 4 |
| Step up math 1A | Math 2A | Step up math 1B | Math 2B |

| | |
|----------------------------|---|
| Altamirano, Javier | - |
| Bahena, Joel | - |
| Cabrera, Jose | - |
| Davila, Melina | - |
| Flores Lozano, Brandon | - |
| Garcia Velazquez, Priscila | - |
| Garcia, Arleen | - |
| Hammonds, Kathleen | - |
| Lara-Flores, Jaylene | - |
| Liera Herrera, Esmeralda | - |
| Martinez Apolinar, Alexanc | - |
| Miller, Nehemiah | - |
| Rico, Allie | - |
| Salas, Trinidad | - |
| Valdovinos, Aaliyah | - |
| Villa Morales, Yandel | - |
| Zazueta, Selina | - |

| | |
|----------------------------|---|
| Aceves Zamudio, Naomi | - |
| Aguirre, Emilyn | - |
| Alvarez Flores, Jeffrey | - |
| Alvarez, Natalie | - |
| Andrade, Isis | - |
| Arce Esquivel, Daniel | - |
| Avendano, Alfonso | - |
| Cano Hernandez, Bryan | - |
| Casarrubias Fierro, Sayid | - |
| Dubon, Mercedes | - |
| Escalante Vicencio, Yandel | - |
| Esparza, Annalise | - |
| Eufracio, Geslia | - |
| Flores, Maya | - |
| Gaona, Andrea | - |
| Garcia, Briana | - |
| Hernandez, Carlos | - |
| Isidro, Angelina | - |
| Martinez, Sara | - |
| Mercado, Sergio | - |
| Nava, Jaslene | - |

| | |
|--------------------|----------|
| Perez Aguilar | Gemaluz |
| Rivas | Joel |
| Rivera | Ana |
| Robledo-Vergara | Leylanni |
| Robles | Crystal |
| Rodriguez Montano | Adamaris |
| Saldana Paredes | Antonio |
| Sikes | Leilani |
| Solis-Blazquez | Victor |
| Torres Luna | Diana |
| Uribe Arciniega | Camila |
| Valdivia Organista | Benjamin |
| Valenzuela Mejia | Leilani |
| Williams | Ein |

| Last Name | First Name |
|--------------------|------------|
| Aceves Zamudio | Naomi |
| Aguirre | Emilyn |
| Alvarez Flores | Jeffrey |
| Andrade | Isis |
| Avendano | Alfonso |
| Casarrubias Fierro | Sayid |
| Escalante Vicencio | Yandel |
| Eufracio | Geslia |
| Gaona | Andrea |
| Isidro | Angelina |
| Mercado | Sergio |
| Perez Aguilar | Gemaluz |
| Robledo-Vergara | Leylanni |
| Robles | Crystal |
| Saldana Paredes | Antonio |
| Solis-Blazquez | Victor |
| Valdivia Organista | Benjamin |

| | |
|-------------------|-----------|
| Aguilar | Enrique |
| Altamirano | Javier |
| Alvarez Cheran | Christian |
| Ayala Reynoso | Giovanny |
| Bahena | Joel |
| Baltazar-Segura | J |
| Cabrera | J |
| Castillo | F |
| Davila | M |
| Diaz | A |
| Diaz | J |
| Flores Lozano | E |
| Garcia | A |
| Garcia Velazquez | F |
| Gutierrez | F |
| Hammonds | k |
| Herrera | C |
| Lara-Flores | J |
| Ledezma | Natalie |
| Liera Herrera | Esmeralda |
| Loeza Salas | Brenda |
| Martinez | Raena |
| Martinez Apolinar | Alexander |
| Miller | Nehemiah |
| Moore | Aziz |

| | |
|------------------|-----------|
| Nunez Vergara | Evolet |
| Rico | Allie |
| Ruvalcaba-Palma | Jessica |
| Salas | Trinidad |
| Sital | Guadalupe |
| Valdovinos | Aaliyah |
| Vasquez Torralba | Cristal |
| Villa Morales | Yandel |
| Villegas | Alejandro |
| Zazueta | Selina |

Develop and teach organizational and procedural routines



Schedules and Calendars



Daily Schedule



Teacher signals



Universal LMEC signals

